


25/E2-Series Inclinometer



- Dual axis inclinometer
- Measurement range $\pm 25^\circ$
- analogue voltage output signal
- OEM module

DESCRIPTION

The **25/E2-Series** is a biaxial inclination sensor as a PCB Module for OEM use with measurement range $\pm 25^\circ$. It consists of one dual basic inclination sensor cells based on a conductance measurement principle and their complete electronic biasing and readout, which is carefully designed in order to minimize drift and temperature effects.

FEATURES

- High zero point stability
- Analogue voltage output signal
- Easy for mounting
- PCB level
- Fast response time
- Low drift sensitivity
- Low noise level

APPLICATIONS

- Road construction machines
- Vehicle applications
- Building control
- Mobile and stationary cranes
- Hydraulic leveling
- Platform leveling
- Drilling machines

25/E2-Series Inclinometer

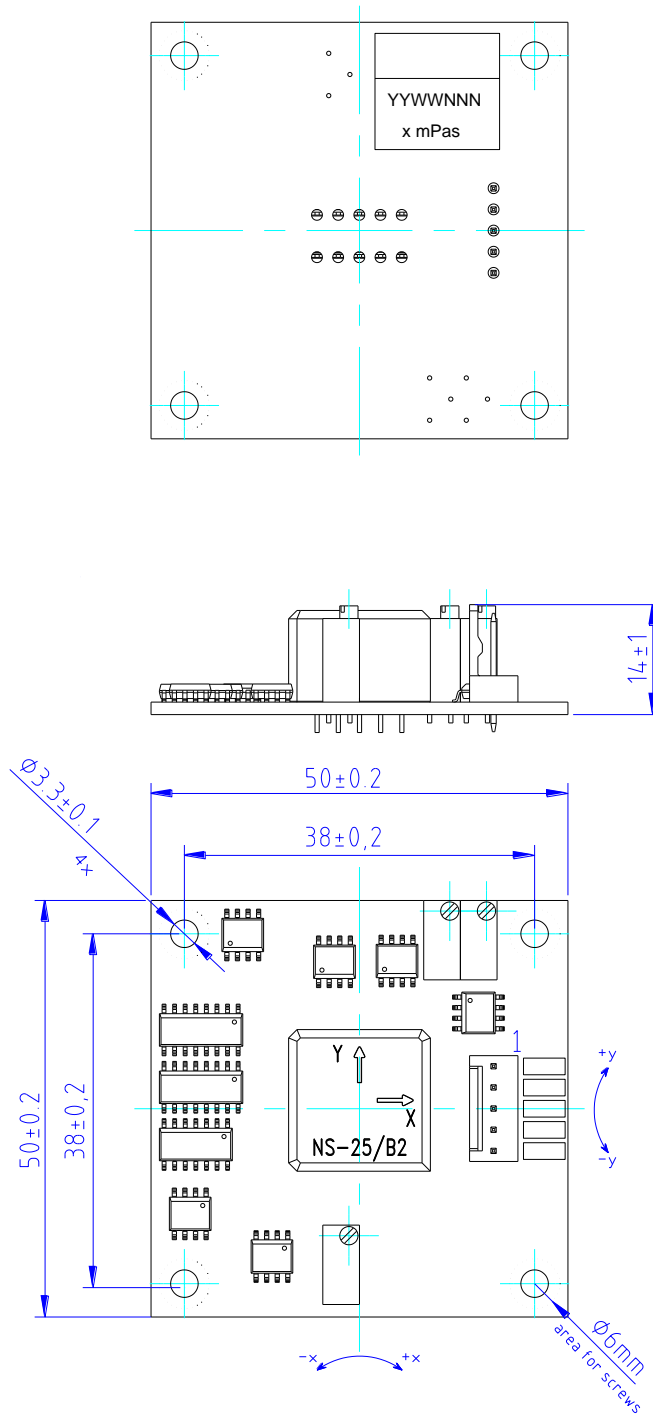
PERFORMANCE SPECIFICATIONS

| | Conditions | Min | Type | Max | Unit |
|-----------------------------|---------------------------|------|--------------|------|-------|
| Measurement range | | -25 | | +25 | ° |
| Resolution | | | 0.01 | | ° |
| Accuracy | Ta = 0°...70°C, | | 0.3 | | ° |
| Non-linearity | | | 1.5 | | %[FS] |
| Cross sensitivity | | | 0.2 | | %[FS] |
| Power supply (1) | Type 3 | | +5 | | VDC |
| Voltage output signal(1) | Type 3, to Vref :+2.5VDC | -2 | | +2 | V |
| Power supply(2) | Type 4 | +12 | | +24 | VDC |
| Voltage output signal (2) | Type 4, to Vref : +2.5VDC | -2 | | +2 | V |
| Power supply(3) | Type 7 | +12 | | +24 | VDC |
| Voltage output signal(3) | Type 7, to GND | +2.5 | | +2.5 | V |
| Current consumption | | 15 | | 30 | mA |
| Operation temperature range | | -25 | | +70 | °C |
| Storage temperature range | | -40 | | +85 | °C |
| Weight | | | 20 | | g |
| Dimensions | W x D x H | | 50 x 50 x 14 | | mm |

- (1) notice pinning schema type 3
 (2) notice pinning schema type 4
 (3) notice pinning schema type 7

25/E2-Series Inclinometer

DIMENSIONS [MM]

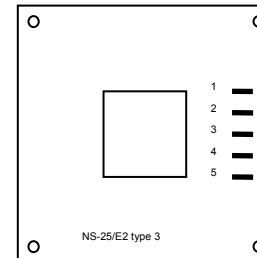


25/E2-Series Inclinometer

PINNING

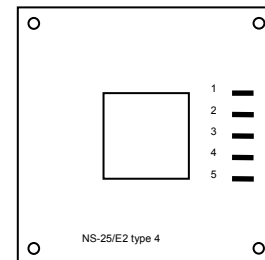
Pinning schema type 3

| Pin | Name | Description | Type |
|-----|-------|------------------------------------|---------------|
| 1 | Vcc | Positive power supply +5 VDC | Supply, Input |
| 2 | Vref | Reference potential +2.5VDC, S-GND | Output |
| 3 | GND | Ground (negative supply voltage) | Supply, Input |
| 4 | Out X | Output voltage signal X axis | Output |
| 5 | Out Y | Output voltage signal Y axis | Output |



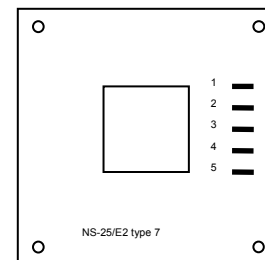
Pinning schema type 4

| Pin | Name | Description | Type |
|-----|-------|-------------------------------------|---------------|
| 1 | Vcc | Positive power supply +12...+24 VDC | Supply, Input |
| 2 | Vref | Reference potential +2.5VDC, S-GND | Output |
| 3 | GND | Ground (negative supply voltage) | Supply, Input |
| 4 | Out X | Output voltage signal X axis | Output |
| 5 | Out Y | Output voltage signal Y axis | Output |

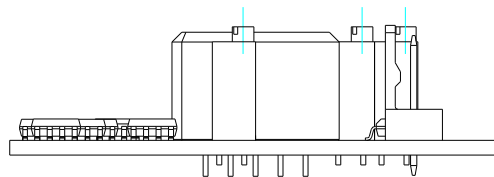


Pinning schema type 7

| Pin | Name | Description | Type |
|-----|-------|-------------------------------------|---------------|
| 1 | Vcc | Positive power supply +12...+24 VDC | Supply, Input |
| 2 | GND | Ground (negative supply voltage) | Supply, Input |
| 3 | n.c. | n.c. | - |
| 4 | Out X | Output voltage signal X axis | Output |
| 5 | Out Y | Output voltage signal Y axis | Output |



MOUNTING



This kind of unit is for horizontal mounting only suitable.

25/E2-Series Inclinometer

ORDERING INFORMATION

| PART NUMBERING | UNIT | SHORT DESCRIPTION |
|----------------|-----------------|--|
| G-NSE2-014 | NS-25/E2 type 3 | dual axis, +/- 25° angle, Vcc: + 5 VDC, output +/-2 V |
| G-NSE2-015 | NS-25/E2 type 4 | dual axis, +/- 25° angle, Vcc: +12...+24VDC, output +/-2 V |
| G-NSE2-013 | NS-25/E2 type 7 | dual axis, +/- 25° angle, Vcc: +12...+24VDC, output +/- 2.5V |

CANADA

Durham Instruments
900 McKay Road, Unit 3
Pickering, ON L1W 3X8
Tel: 905-839-9960
Fax: 905-839-4325
Email: sales@disensors.com

The information in this sheet has been carefully reviewed and is believed to be accurate; however, no responsibility is assumed for inaccuracies. Furthermore, this information does not convey to the purchaser of such devices any license under the patent rights to the manufacturer. Measurement Specialties, Inc. reserves the right to make changes without further notice to any product herein. Measurement Specialties, Inc. makes no warranty, representation or guarantee regarding the suitability of its product for any particular purpose, nor does Measurement Specialties, Inc. assume any liability arising out of the application or use of any product or circuit and specifically disclaims any and all liability, including without limitation consequential or incidental damages. Typical parameters can and do vary in different applications. All operating parameters must be validated for each customer application by customer's technical experts. Measurement Specialties, Inc. does not convey any license under its patent rights nor the rights of others.